



SLS BIZTONSÁGI LÉZERSZKENNER

SLS-B5

Laser sentinel önálló alap egység 5.5m 3 beállítható zóna

- Érzékelési szög 275°
- 5.5m Biztonsági zóna
- 40m figyelmeztetési zóna
- Színes grafikus kijelző a működés monitorozására és diagnosztikai ellenőrzésre
- 70mm vagy 30/40/50/150mm választható felbontású verziók



TERMÉKLEÍRÁS

LASER SENTINEL

The safety laser scanner that offers a complete and flexible solution for safety protection of machines, robot cells and automated guided vehicles (AGVs). The Standalone model offers a cost-effective safeguard for static applications such as robot cells and safe monitoring of access to dangerous machines. Master/Slave models can be used in a combination of up to 4 scanners to cover all sides of a machine or a vehicle, with the possibility of programming, monitoring and dynamically changing the shape and position of safety and warning areas from a single point. The synchronization of Master and Slave scanners is done automatically because of the safe communication established between them with an Ethernet cable which also carries the power. No additional external unit is required.

Dedicated and application-oriented functions like dynamic partial muting, override, manual restart, external device monitoring, and speed measurement help to manage the many needs that can arise when putting in a safety machine or an AGV.

Measurement data for direct navigation are available through the Ethernet port and fast replacement allows reduction of the minimum time required for maintenance.

MŰSZAKI ADATOK


Áramellátás

24Vdc ±20%

Bemenetek	3 max
Bemeneti telítési feszültség	> 15 V
Biztonsági zóna üzemi tartománya	0.05..5.5 m
Felbontás	70 mm
Figyelmeztetési zóna max. üzemi tartománya	0.05..40 m
IP-osztály	IP65
Kapacitív terhelés	2.2 uF @ 24Vdc max
Max. tárolási hőmérséklet	70 °C
Max. üzemi hőmérséklet	50 °C
Min. tárolási hőmérséklet	-20 °C
Min. üzemi hőmérséklet	0 °C
Nyitási szög	275 °
PL	(EN ISO 13849-1) d
Reakcióidő	62..482 ms
SIL	(IEC 61508) 2
Szögben kifejezett felbontóképesség	0,1 °
Terhelőáram	6..15 mA


DISPLAYED ICON	NAME	DESCRIPTION
	Device On	The device is correctly functioning (SOSDs GO Condition). No presence detected in the Safety and Warning Area. (Configuration accepted)
	Warning Zone Signal	The device is correctly functioning. The device has detected a presence in the Warning Area. (Configuration accepted)
	Safety Zone Signal	The device is correctly functioning (SOSDs STOP Condition). The device has detected a presence in the Safety Zone. (Configuration accepted)

SAFE SPEED MONITORING*



Incremental encoders inputs can be directly read by LASER SENTINEL in order to select the appropriate slow-down and stopping areas, depending on the speed of the vehicle

MEASUREMENT DATA FOR NAVIGATION AND MONITORING*




In addition to its safe functionality, LASER SENTINEL measures the distance of the objects around it, and the data sent over Ethernet port can be used by the Vehicle control system for direct navigation, or by the Machine in order to check the correctness of the production process

FOUR SCANNERS, ONE SYSTEM, ONE CONFIGURATION*



LASER SENTINEL is the only system that thanks to its master / slave architecture can manage combined applications where multiple areas stop different parts of the machine, without any need of external controller.

EASY CONFIGURATION WITHOUT NEED OF EXTERNAL UNITS*



Up to 4 LASER SENTINEL can be easily connected to each other through Ethernet-based safe communication bus. Only one of them, the Master, receives power, has inputs and outputs onboard and keeps the memory of the configuration of the entire system. The other scanners, the Slaves, are connected to the Master with a single cable that also give them power. The synchronization of the four scanners is an integrated function: there is no need of external control units.

SAFE AUTOMATED GUIDED VEHICLES COLLISION AVOIDANCE



Warning and Safe areas can be used to warn operators, slow down the vehicle or stop it only when needed. Up to 70 different area sets can be configured and activated depending on position, speed and movement of vehicle.

