

**TÁPEGYSÉG 1 FÁZIS, 24VDC DIMENSION C SZÉRIA**

24-28 V DC, 10 A

CP10.241

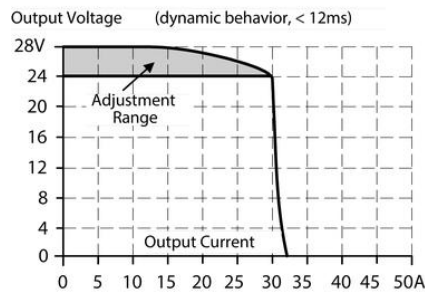
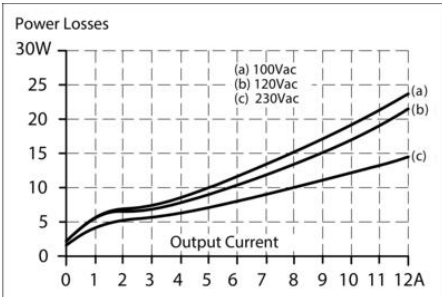
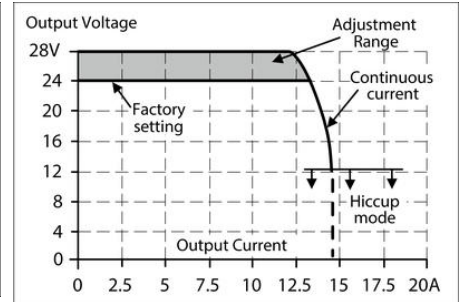
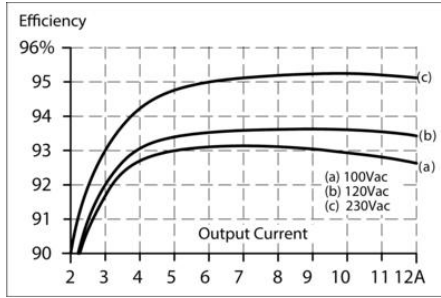
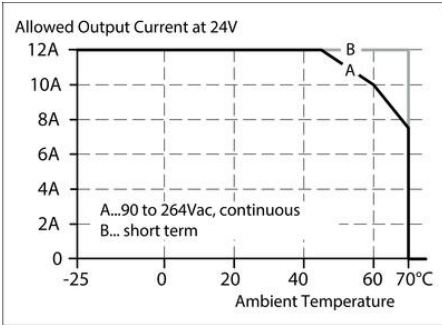
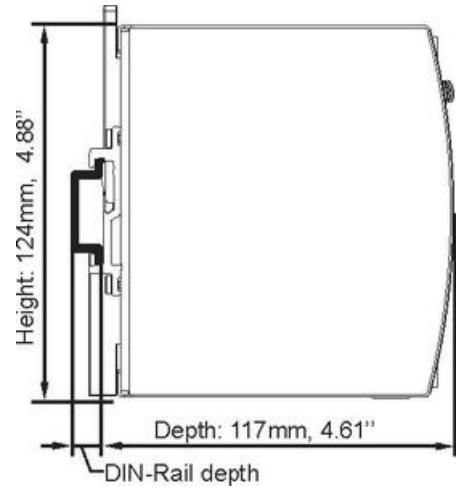
PSU 100-240V ac /P 24V dc 10A 240W O/P

- Kimeneti áramerősség 10A
- 95.2%-os hatásfok
- 39 mm széles
- 20% teljesítménytartalék
- Hiccup Plus

**TERMÉKLEÍRÁS****MŰSZAKI ADATOK**

Active Transient	Igen
Clamp type	Csavar
DC relay output	Igen
Efficiency At 120 V AC, full load. Typical	93,6 %
Efficiency At 230 V AC, full load. Typical	95,2 %
Efficiency At 230 V AC. Typical	94,3 %
Fázisok száma	1
Hold-up time at 120 V AC, full load. Typical.	37 ms
Hold-up time at 230 V AC, full load. Typical.	37 ms
Input current at 230 V ac typical	9 A
Input voltage AC	100-240 V
Input voltage ac max	264 V AC
Input voltage ac min	85 V AC
Input voltage DC	110-150 V
Input voltage dc max	180 V DC
Input voltage dc min	88 V DC
Input voltage range	Wide-range
Inrush current at 120 V ac typical	6 A

IP-osztály	IP20
Jóváhagyások	ABS, CB, CE, CSA, EAC, EX, GL, IECEx, UL
Lifetime at 120 V ac, full load and +40 ° C	75000 h
Lifetime at 230 V ac, full load and +40 ° C	120000 h
Magasság	124 mm
Mélység	117 mm
MTBF (IEC 61709) 230 V AC, Maximum Load, 40 ° C	661000 h
Output Current	10 A
Output voltage	24 V DC
Output voltage max	28 V DC
Output voltage min	24 V DC
Power Consumption At 120 V AC	2,15 A
Power Consumption At 230 V AC	1,13 A
Power Factor at 120 V AC, full load. Typical	0,99
Power Factor at 230 V AC, full load. Typical	0,97
Power Reduction Of 60 To 70 ° C	6 W/°C
Ripple. max	50 mV pp
Series	Dimension C
Supply Frequency	50-60 ±6 %
Szélesség	39 mm
Teljesítmény	240 W
Temperature Range Without Derating From	-25 °C
Temperature Range Without Derating To	60 °C
Tömeg	0,6 kg
Védőanyag	Alumínium



Maximal wire length^{*)} for a fast (magnetic) tripping:

	0.75mm ²	1.0mm ²	1.5mm ²	2.5mm ²
C-2A	30 m	37 m	54 m	84 m
C-3A	25 m	30 m	46 m	69 m
C-4A	9 m	15 m	25 m	34 m
C-6A	3 m	3 m	4 m	7 m
C-8A				
B-6A	12 m	15 m	21 m	34 m
B-10A	3 m	3 m	4 m	9 m
B-13A	2 m	2 m	3 m	6 m

*) Don't forget to consider twice the distance to the load (or cable length) when calculating the total wire length (+ and - wire).

