



## REDUNDANCIA MODUL DIMENSION C SZÉRIA

24 V DC, 10 A és 20 A

CP10.241-R1

Redundant PSU 100-240 V AC/24 V DC, 10 A

- Kimeneti áramerősség 10 A vagy 20 A
- Beépített redundáns modul
- 95,6 %-os hatásfok
- Gyorscsatlakozós sorkapocs az egyszerű csatlakozáshoz
- Kompakt méretek

# PULS

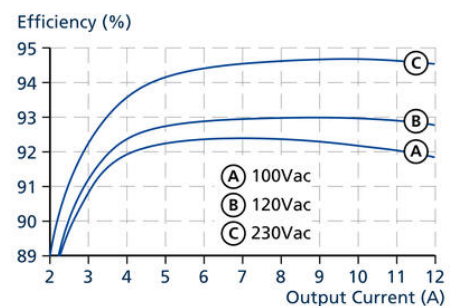
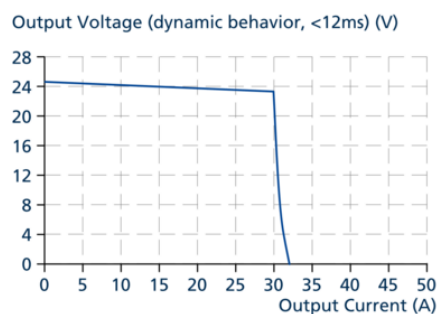
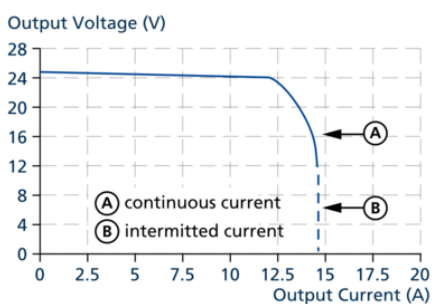


### TERMÉKLEÍRÁS

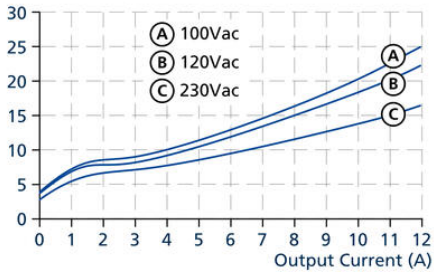
## MŰSZAKI ADATOK

Active Transient	Igen
DC relay output	Igen
Efficiency At 120 V AC, full load. Typical	93 %
Efficiency At 230 V AC, full load. Typical	94,7 %
Efficiency At 230 V AC. Typical	93,9 %
Fázisok száma	1
Hold-up time at 120 V AC, full load. Typical.	37 ms
Hold-up time at 230 V AC, full load. Typical.	37 ms
Input current at 230 V ac typical	9 A
Input voltage AC	100-240 V
Input voltage ac max	264 V AC
Input voltage ac min	85 V AC
Input voltage DC	110-150 V
Input voltage dc max	180 V DC
Input voltage dc min	88 V DC
Input voltage range	Wide-range

Inrush current at 120 V ac typical	6 A
IP-osztály	IP20
Jóváhagyások	ATEX, CE, CSA US, cULus, IECEx
Lifetime at 120 V ac, full load and +40 ° C	78000 h
Lifetime at 230 V ac, full load and +40 ° C	109000 h
Magasság	124 mm
Mélység	117 mm
MTBF (IEC 61709) 230 V AC, Maximum Load, 40 ° C	641000 h
Output Current	10 A
Output voltage	24 V DC
Output voltage max	28 V DC
Output voltage min	24 V DC
Power Consumption At 120 V AC	2,17 A
Power Consumption At 230 V AC	1,14 A
Power Factor at 120 V AC, full load. Typical	0,99
Power Factor at 230 V AC, full load. Typical	0,97
Power Reduction Of 60 To 70 ° C	6 W/°C
Ripple. max	50 mV pp
Series	Dimension C
Supply Frequency	50-60 ±6 %
Szélesség	39 mm
Teljesítmény	240 W
Temperature Range Without Derating From	-25 °C
Temperature Range Without Derating To	60 °C
Tömeg	0,6 kg
Védőanyag	Aluminium



Power Losses (W)



Maximal wire length<sup>\*)</sup> for a fast (magnetic) tripping:

	0.75mm <sup>2</sup>	1.0mm <sup>2</sup>	1.5mm <sup>2</sup>	2.5mm <sup>2</sup>
C-2A	30 m	37 m	54 m	84 m
C-3A	25 m	30 m	46 m	69 m
C-4A	9 m	15 m	25 m	34 m
C-6A	3 m	3 m	4 m	7 m
C-8A				
B-6A	12 m	15 m	21 m	34 m
B-10A	3 m	3 m	4 m	9 m
B-13A	2 m	2 m	3 m	6 m

\*) Don't forget to consider twice the distance to the load (or cable length) when calculating the total wire length (+ and - wire).

