



TÁPEGYSÉG 1 FÁZIS, 48 VDC DIMENSION Q SZÉRIA

48-56 V DC, 5 A és 10 A

QS10.481

PSU 100-240V ac I/P 48V dc 5A 240W O/P

- Kimeneti áramerősség 5 A or 10 A
- 60 mm-es szélességtől
- 94.3%-os hatásfok
- 50% bónusz teljesítmény
- Maximális teljesítmény

PULS



TERMÉKLEÍRÁS

MŰSZAKI ADATOK

Active Transient	Igen
DC relay output	Igen
Efficiency At 120 V AC, full load. Typical	91,2 %
Efficiency At 230 V AC, full load. Typical	92 %
Efficiency At 230 V AC. Typical	90,3 %
Fázisok száma	1
Hold-up time at 120 V AC, full load. Typical.	27 ms
Hold-up time at 230 V AC, full load. Typical.	28 ms
Input voltage AC	100-240 V
Input voltage ac max	276 V AC
Input voltage ac min	90 V AC
Input voltage DC	110-150 V
Input voltage dc max	187 V DC
Input voltage dc min	88 V DC
Input voltage range	Wide-range
Inrush current at 120 V ac typical	4 A

Inrush current at 230 V ac typical	7 A
IP-osztály	IP20
Jóváhagyások	ABS, CB, CE, CSA, GL, UL
Lifetime at 120 V ac, full load and +40 ° C	67000 h
Lifetime at 230 V ac, full load and +40 ° C	81000 h
Magasság	124 mm
Mélység	117 mm
MTBF (IEC 61709) 230 V AC, Maximum Load, 40 ° C	606000 h
Output Current	5 A
Output voltage	48 V DC
Output voltage max	56 V DC
Output voltage min	48 V DC
Power Consumption At 120 V AC	2,22 A
Power Consumption At 230 V AC	1,22 A
Power Factor at 120 V AC, full load. Typical	0,98
Power Factor at 230 V AC, full load. Typical	0,92
Power Reduction Of 60 To 70 ° C	6 W/°C
Ripple. max	100 mV pp
Series	Dimension Q
Supply Frequency	50-60 ±6 %
Szélesség	60 mm
Teljesítmény	240 W
Temperature Range Without Derating From	-25 °C
Temperature Range Without Derating To	60 °C
Tömeg	0,9 kg
Védőanyag	Alumínium

Fig. 6-1 Output voltage vs. output current, typ.

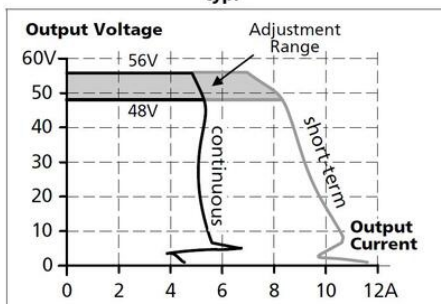


Fig. 15-1 Output current vs. ambient temp.

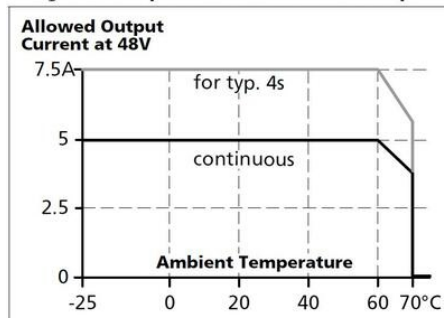


Fig. 9-1 Efficiency vs. output current at 48V, typ.

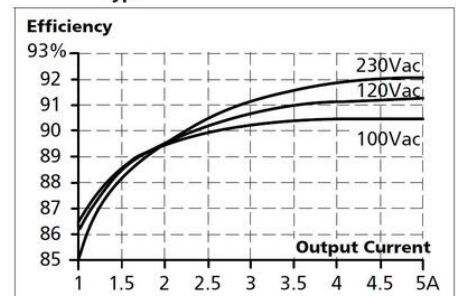


Fig. 9-2 Losses vs. output current at 48V, typ.

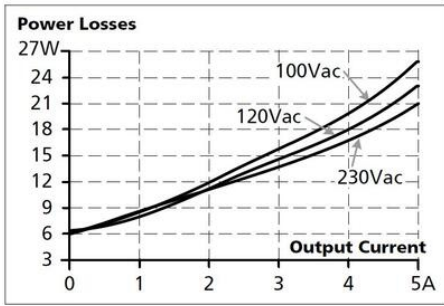
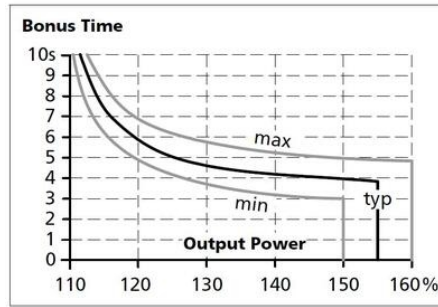


Fig. 6-2 Bonus time vs. output power



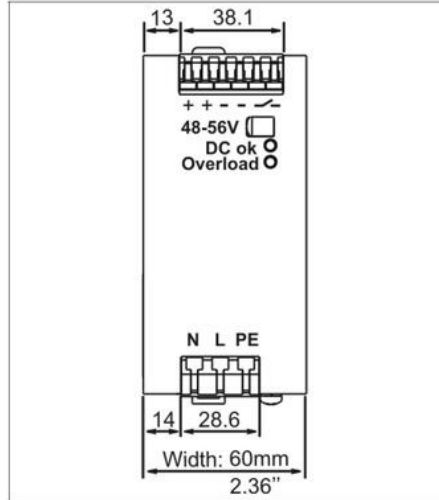
Maximal wire length*) for a fast (magnetic) tripping:

	0.75mm ²	1.0mm ²	1.5mm ²	2.5mm ²
C-2A	58m	64m	104m	143m
C-3A	41m	53m	73m	124m
C-4A	18m	31m	54m	94m
C-6A	10m	14m	21m	33m
C-8A	4m	6m	8m	13m
C-10A	3m	4m	7m	10m
B-6A	19m	28m	39m	75m
B-10A	8m	12m	16m	29m
B-13A	7m	9m	13m	23m

Fig. 13-1 Front side



Fig. 20-1 Front view



Side view

