



TÁPEGYSÉG 3 FÁZIS, 24VDC DIMENSION Q SZÉRIA

24-28 V DC, 20 A

QT20.241

PSU 3PH 380-480V ac I/P 24V dc 20A 480W O/P

- Kimeneti áramerősség 20 A
- 95%-os hatásfok
- 65 mm Széles
- 50% bónusz teljesítmény
- Maximális teljesítmény

PULS



TERMÉKLEÍRÁS

MŰSZAKI ADATOK

Active Transient	Igen
DC relay output	Igen
Efficiency At 400 V AC, full load. Typical	95 %
Efficiency At 400 V AC. Typical	94,2 %
Fázisok száma	3
Hold-up time at 400 V AC, full load. Typical.	22 ms
Input voltage AC	380-480 V
Input voltage ac max	552 V AC
Input voltage ac min	323 V AC
Input voltage range	Wide-range
Inrush current at 400 V ac typical	3 A
IP-osztály	IP20
Jóváhagyások	CB, CE, CSA, CSA US, cRUus, cULus, GL
Lifetime at 400 V ac, full load and +40 ° C	105000 h
Magasság	124 mm
Mélység	127 mm

MTBF (IEC 61709) 400 V ac, max load, +40 °C	690000 h
Output Current	20 A
Output voltage	24 V DC
Output voltage max	28 V DC
Output voltage min	24 V DC
Power consumption at 400 V ac	0,79 A
Power Factor at 400 V AC, full load. Typical	0,94
Power Reduction Of 60 To 70 ° C	12 W/°C
Ripple. max	100 mV pp
Series	Dimension Q
Supply Frequency	50-60 ±6 %
Szélesség	65 mm
Teljesítmény	480 W
Temperature Range Without Derating From	-25 °C
Temperature Range Without Derating To	60 °C
Tömeg	0,87 kg
Védőanyag	Alumínium

Fig. 6-1 Output voltage vs. output current, typ.

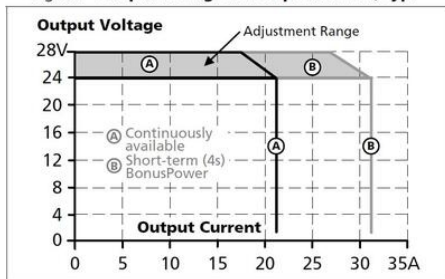


Fig. 15-1 Output current vs. ambient temp.

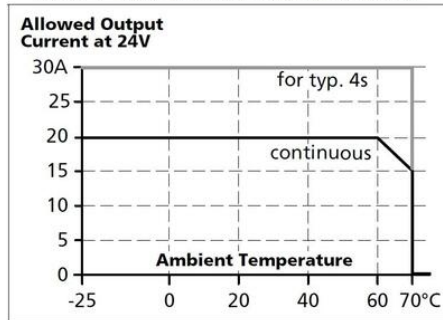


Fig. 6-2 Bonus time vs. output power

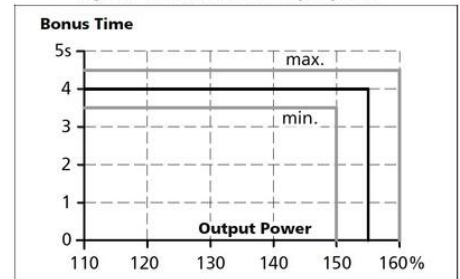


Fig. 9-1 Efficiency vs. output current at 24V, typ.

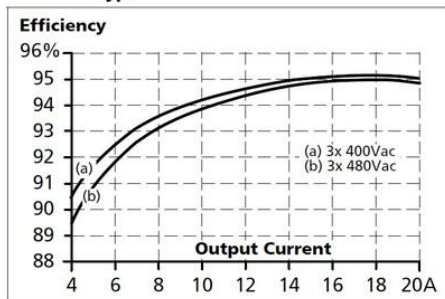
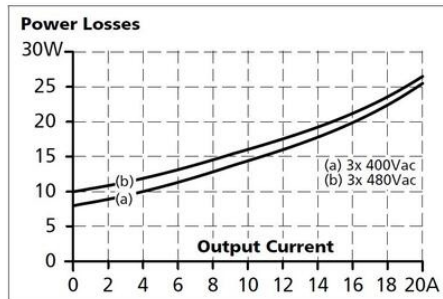


Fig. 9-2 Losses vs. output current at 24V, typ.



Maximal wire length¹⁾ for a fast (magnetic) tripping:

	0.75mm ²	1.0mm ²	1.5mm ²	2.5mm ²
C-2A	29m	39m	56m	86m
C-3A	26m	34m	49m	76m
C-4A	16m	21m	29m	46m
C-6A	3m	5m	7m	8m
C-8A	1m	2m	2m	3m
C-10A	1m	1m	1m	1m
B-6A	18m	23m	31m	54m
B-10A	4m	6m	7m	13m
B-13A	3m	5m	6m	11m
B-16A	1m	1m	1m	2m

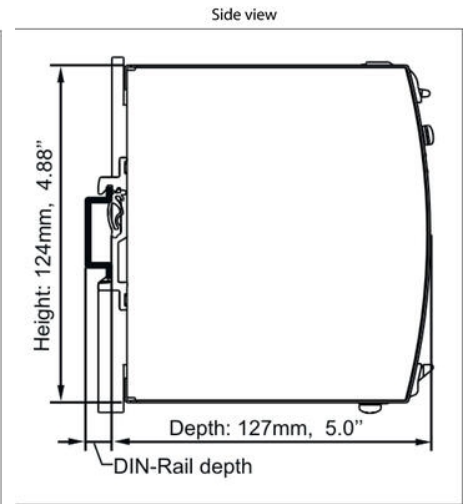
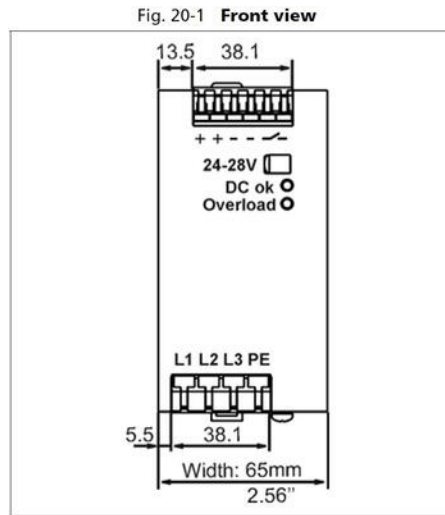



Fig. 6-1 Output voltage vs. output current, typ.

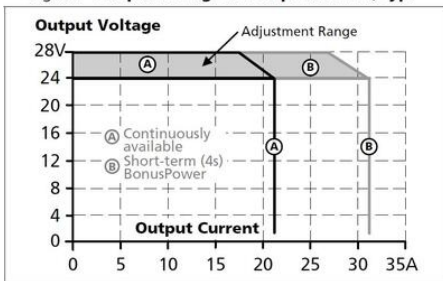


Fig. 15-1 Output current vs. ambient temp.

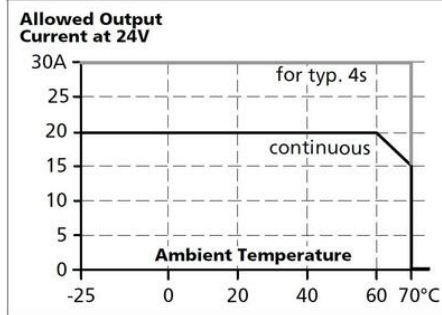


Fig. 6-2 Bonus time vs. output power

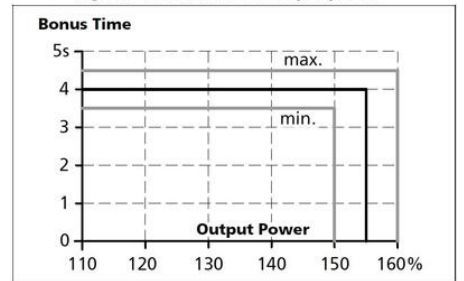


Fig. 9-1 Efficiency vs. output current at 24V, typ.

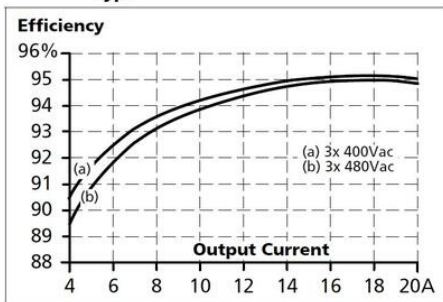
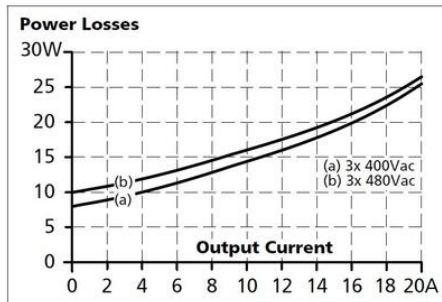


Fig. 9-2 Losses vs. output current at 24V, typ.



Maximal wire length^{*)} for a fast (magnetic) tripping:

	0.75mm ²	1.0mm ²	1.5mm ²	2.5mm ²
C-2A	29m	39m	56m	86m
C-3A	26m	34m	49m	76m
C-4A	16m	21m	29m	46m
C-6A	3m	5m	7m	8m
C-8A	1m	2m	2m	3m
C-10A	1m	1m	1m	1m
B-6A	18m	23m	31m	54m
B-10A	4m	6m	7m	13m
B-13A	3m	5m	6m	11m
B-16A	1m	1m	1m	2m

Fig. 13-1 Front side


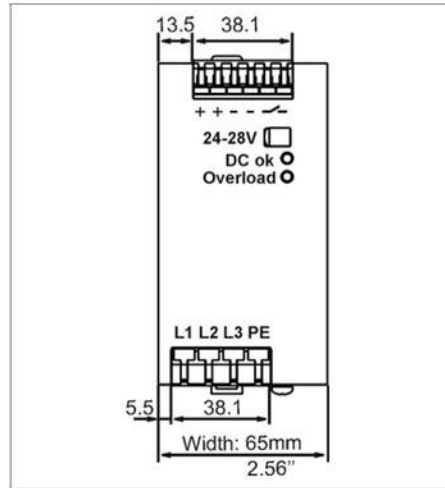


Fig. 20-1 Front view



Side view

