



TÁPEGYSÉG 1 FÁZIS, 24VDC DIMENSION Q SZÉRIA

24-28 V DC, 10 A és 20 A

QS10.241

PSU 100-240V ac I/P 24V dc 10A 240W O/P

- Tápegység Din sínre 100-240 V AC/110 V DC
- 60/82 mm széles
- 93.9%-os hatásfok
- 50% bónusz teljesítmény
- Maximális teljesítmény

PULS



TERMÉKLEÍRÁS

MŰSZAKI ADATOK

Active Transient	Igen
DC relay output	Igen
Efficiency At 120 V AC, full load. Typical	92,6 %
Efficiency At 230 V AC, full load. Typical	93,5 %
Efficiency At 230 V AC. Typical	92,4 %
Fázisok száma	1
Hold-up time at 120 V AC, full load. Typical.	27 ms
Hold-up time at 230 V AC, full load. Typical.	28 ms
Input voltage AC	100-240 V
Input voltage ac max	276 V AC
Input voltage ac min	85 V AC
Input voltage DC	110-150 V
Input voltage dc max	187 V DC
Input voltage dc min	88 V DC
Input voltage range	Wide-range
Inrush current at 120 V ac typical	4 A

Inrush current at 230 V ac typical	7 A
IP-osztály	IP20
Jóváhagyások	ABS, CB, CE, CSA, GL, UL
Lifetime at 120 V ac, full load and +40 ° C	68000 h
Lifetime at 230 V ac, full load and +40 ° C	71000 h
Magasság	124 mm
Mélység	117 mm
MTBF (IEC 61709) 230 V AC, Maximum Load, 40 ° C	581000 h
Output Current	10 A
Output voltage	24 V DC
Output voltage max	28 V DC
Output voltage min	24 V DC
Power Consumption At 120 V AC	2,22 A
Power Consumption At 230 V AC	1,22 A
Power Factor at 120 V AC, full load. Typical	0,98
Power Factor at 230 V AC, full load. Typical	0,92
Power Reduction Of 60 To 70 ° C	6 W/°C
Ripple. max	50 mV pp
Series	Dimension Q
Supply Frequency	50-60 ±6 %
Szélesség	60 mm
Teljesítmény	240 W
Temperature Range Without Derating From	-25 °C
Temperature Range Without Derating To	60 °C
Tömeg	0,9 kg
Védőanyag	Alumínium

Fig. 6-1 Output voltage vs. output current, typ.

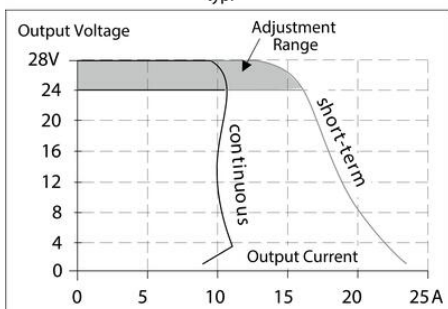


Fig. 15-1 Output current vs. ambient temp.

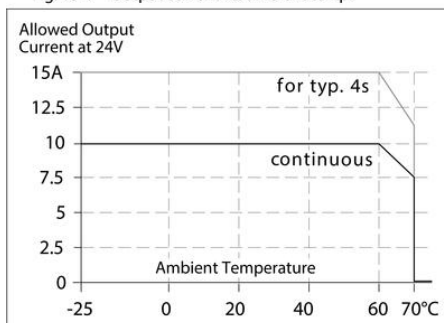


Fig. 9-2 Losses vs. output current at 24V, typ.

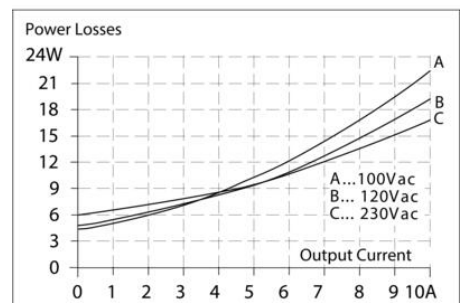


Fig. 9-1 Efficiency vs. output current at 24V, typ

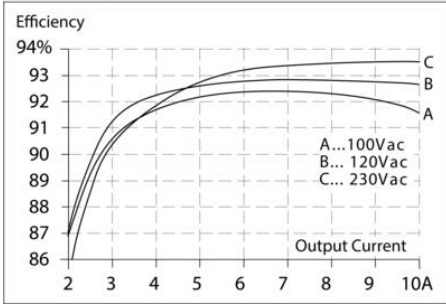
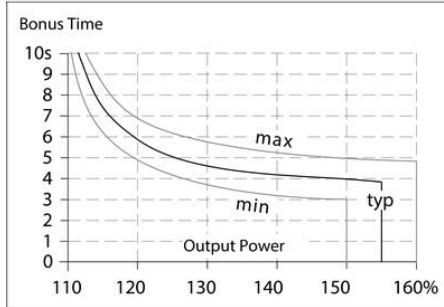


Fig. 6-2 Bonus time vs. output power



Maximal wire length *) for a fast (magnetic) tripping:

	0.75mm ²	1.0mm ²	1.5mm ²	2.5mm ²
C-2A	23m	29m	48m	69m
C-3A	20m	24m	38m	57m
C-4A	12m	16m	22m	33m
C-6A	5m	7m	9m	14m
C-8A	3m	4m	5m	7m
C-10A	2m	3m	4m	6m
C-13A	1m	1m	2m	2m
B-6A	11m	14m	24m	34m
B-10A	5m	8m	11m	18m
B-13A	4m	6m	8m	10m

*) Don't forget to consider twice the distance to the load (or cable length) when calculating the total wire length (+ and - wire).

